

AMERICAN KENNEL CLUB · FOUNDED 1884

Certified Pedigree

Sire
**HIGHLONESOME BODACIOUS
JOURNEY TO CURTIAS**
SR64321807 (06-12) OFA35E OFEL35 YLW
AKC DNA #V699585

NOBLE JOXER ON OLD RIVER

SR91780404
LABRADOR RETRIEVER MALE YLW
Date Whelped: 02/09/2016
Breeder: LORETTA OLSON/DAVID OLSON

Dam
QUEEN LUCY ON OLD RIVER
SR59643802 (05-11) YLW



**AMERICAN
KENNEL CLUB**

Jane P. Bowler
Executive Secretary

The Seal of The American Kennel Club affixed hereto certifies that this pedigree was compiled from official Stud Book records on July 11, 2016.

**GCH CH JONVALER AND WHAT'S THE
RUSH**
SR45963202 (12-10) OFA30F OFEL30
YLW

**TRUE NORTH'S HIGH LONESOME WY
GIRL RN CGC**
SR51651803 (01-11) OFA27E OFEL27
BLK

DOBSONS NASH BRIDGES
SN87799508 (12-02) YLW AKC DNA
#V468121

GUNSTOCKS SMOKEN ANNIES GUN
SR40924105 (06-09) BLK

CH HYSPIRE ADRENALINE RUSH
SR34472701 (02-08) OFA26E OFEL26 BLK
AKC DNA #V505084

CH DUCKTALES AND ON AND ON
SR22556904 (02-08) OFA29G OFEL29 YLW

**CH SNOWBERRY BLACKTHORN
BRAVISSIMO**
SR17628102 (03-06) OFA25G OFEL25 YLW
AKC DNA #V391197

**BLACKTHORNS GABLE GIRL RN TDX OA
OAJ NF**
SR13272601 (12-08) BLK

SUNHAVEN'S KING OF BUDWEISER
SN78832809 (02-02) YLW AKC DNA
#V240609

SHELBY'S AMBER ANGEL
SN76157902 (02-02) YLW

GUNSTOCKS WILD WEST WYATE
SR01730305 (03-07) BLK AKC DNA #V561539

BROOKS BROKEN BANK
SR25428307 (03-07) CHLT

CH BORADORS BY GEORGE
SN62112701 (04-01) OFA26G OFEL28 YLW AKC
DNA #V174057

HYSPIRE CAVANAUGH
SN92636301 (05-05) OFA24G OFEL24 BLK

CH WAIFIN'S TOPFORM CONUNDRUM CD RN
SR06972902 (08-04) OFA25G OFEL25 YLW AKC
DNA #V341033

CH DUCKTALES AND THAT'S MY STORY
SN90513007 (04-05) OFA24G BLK

CH VALLEYWOOD BLACKTHORN BRIER
SN66902902 (01-01) OFA24G OFEL24 BLK AKC
DNA #V72449

CH SNOWBERRY'S SAVING GRACE
SN69950404 (09-04) OFA32G OFEL32 BLK

CH DICKENDALL DAVARON GABLE
SN73023501 (06-01) OFA25G OFEL25 BLK AKC
DNA #V191430

DEVONSHIRE FRONT PAIGE AT SC
SN82223405 (06-03) YLW

GOLDEN STATES WISE GUY MH
SN36000303 (05-99) OFA27E YLW AKC DNA
#V199404

CHRISTOPHER'S DUTCHESS II
SN50237603 (02-01) YLW

JJ'S HOT SHOT BLITZ'N BOY
SN47174204 (03-99) OFA25G OFEL25 YLW AKC
DNA #V101220

SASSY'S RAZ MA TAZZ
SN33738411 (08-97) YLW

SIR NOLAN'S YELLOW BOY
SN82150305 (08-02) YLW AKC DNA #V332686

GUNSTOCKS PEPPY FAYE
SN68917508 (10-01) BLK

BAYVUE'S THIS ONE'S FOR YOU
SR03510802 (08-05) CHLT

BRADCLAN'S ADDIE MAE
SN84641604 (05-04) CHLT

Orthopedic Foundation for Animals Preliminary (Consultation) Report



A Not-For-Profit
Organization

NOBLE JOXER ON OLD RIVER
registered name

SR91780404
registration number

LABRADOR RETRIEVER
breed

M
sex

2/9/2016
date of birth

tattoo/microchip/DNA profile

7
age at evaluation in months

1839643
application number

10/11/2016
date of report

film/case no(s)

Owner	DAVID & LORETTA OLSON 3290 UNDINE RD STOCKTON, CA 95206	Veterinarian	ORANGEVALE VETERINARY HOSPITAL 6248 MAIN AVE, STE D ORANGEVALE, CA 95662
-------	---	--------------	--

RADIOGRAPHIC EVALUATION OF PELVIC PHENOTYPE WITH RESPECT TO HIP DYSPLASIA

* The study must be repeated when the animal is 24 months of age or older to qualify for an OFA number.

- | | |
|--|---|
| <p><input checked="" type="checkbox"/> EXCELLENT HIP JOINT CONFORMATION*
superior hip joint conformation as compared with other individuals of the same breed and age</p> <p><input type="checkbox"/> GOOD HIP JOINT CONFORMATION*
well formed hip joint conformation as compared with other individuals of the same breed and age</p> <p><input type="checkbox"/> FAIR HIP JOINT CONFORMATION*
minor irregularities of the hip joint conformation as compared with other individuals of the same breed and age</p> | <p><input type="checkbox"/> BORDERLINE HIP JOINT CONFORMATION
marginal hip joint conformation of indeterminate status with respect to hip dysplasia at this time – Repeat study in six months</p> <p><input type="checkbox"/> MILD HIP DYSPLASIA
radiographic evidence of minor dysplastic changes of the hip joints</p> <p><input type="checkbox"/> MODERATE HIP DYSPLASIA
well defined radiographic evidence of dysplastic changes of the hip joints</p> <p><input type="checkbox"/> SEVERE HIP DYSPLASIA
radiographic evidence of marked dysplastic changes of the hip joints</p> |
|--|---|

RADIOGRAPHIC FINDINGS

HIP JOINTS - STANDARD VD VIEW

- subluxation
- remodeling of femoral head/neck
- osteoarthritis/degenerative joint disease
- shallow acetabula
- acetabular rim/edge change
- unilateral pathology _____ left _____ right
- transitional vertebra
- spondylosis
- panosteitis
- other

ELBOW JOINTS – FLEXED LATERAL VIEW

negative for elbow dysplasia L R

ELBOW DYSPLASIA

Grade I	L _____	R _____
Grade II	L _____	R _____
Grade III	L _____	R _____

RADIOGRAPHIC FINDINGS

degenerative joint disease (DJD)	L _____	R _____
united anconeal process (UAP)	L _____	R _____
fragmented coronoid process (FCP)	L _____	R _____
osteochondrosis	L _____	R _____

Consultation by: Greg Keller DVM
G.G. KELLER, DVM, MS, DACVR
CHIEF OF VETERINARY SERVICES



PRA-prcd DNA Test

Case Number: 77495

Owner: Loretta Olson
3290 Undine Rd
Stockton CA 95206

Canine Information

DNA ID Number: **117498**

Call Name: **Joxer**

Sex: **Male**

Birthdate: **02/09/2016**

Breed: **Loretta Olson**

Coat Color: **Yellow**

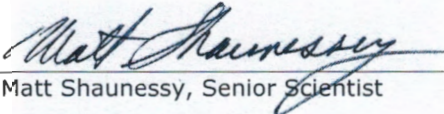
Registered Name:

Registration Number: **SR91780404**

Microchip/Tattoo:

Report Date: 7/6/2016

DNA Result: **Clear (2 copies of the normal allele)**


Matt Shaunessy, Senior Scientist



Centronuclear Myopathy DNA Test

Case Number: 74000

Owner: Loretta Olson
3290 Undine Rd
Stockton CA 95206

Canine Information

DNA ID Number: **112557**

Call Name: **Joxer**

Sex: **Male**

Birthdate: **02/09/2016**

Breed: **Labrador Retriever**

Coat Color: **Yellow**


Registered Name:

Registration Number: **SR91780404**

Microchip/Tattoo:

Report Date: 4/8/2016

DNA Result: **Clear (2 copies of the normal allele)**


Matt Shaunessy, Senior Scientist



Degenerative Myelopathy DNA Test

Case Number: 74002

Owner: Loretta Olson
3290 Undine Rd
Stockton CA 95206

Canine Information

DNA ID Number: **112557**

Call Name: **Joxer**

Sex: **Male**

Birthdate: **02/09/2016**

Breed: **Labrador Retriever**

Coat Color: **Yellow**


Registered Name:

Registration Number: **SR91780404**

Microchip/Tattoo:

Report Date: 4/7/2016

DNA Result: **Clear (2 copies of the normal allele)**


Matt Shaunessy, Senior Scientist



Exercise Induced Collapse DNA Test

Case Number: 74001

Owner: Loretta Olson
3290 Undine Rd
Stockton CA 95206

Canine Information

DNA ID Number: **112557**

Call Name: **Joxer**

Sex: **Male**

Birthdate: **02/09/2016**

Breed: **Labrador Retriever**

Coat Color: **Yellow**


Registered Name:

Registration Number: **SR91780404**

Microchip/Tattoo:

Report Date: 4/7/2016

DNA Result: **Clear (2 copies of the normal allele)**


Matt Shaunessy, Senior Scientist



Hyperuricosuria DNA Test

Case Number: 74003


Owner: Loretta Olson
3290 Undine Rd
Stockton CA 95206

Canine Information

DNA ID Number: **112557**
Call Name: **Joxer**
Sex: **Male**
Birthdate: **02/09/2016**
Breed: **Labrador Retriever**
Coat Color: **Yellow**
Registered Name:
Registration Number: **SR91780404**
Microchip/Tattoo:

Report Date: 4/7/2016

DNA Result: **Clear (2 copies of the normal allele)**


Matt Shaunessy, Senior Scientist



Orthopedic Foundation for Animals

2300 E Nifong Blvd, Columbia, MO 65201-3806

Phone: (573) 442-0418; Fax: (573)875-5073

www.offa.org, A not-for-profit organization

Registered name: Noble Joxer on Old River
 Breed: Labrador Sex: M

ID Number (if any): Tattoo Microchip

Registration Number: SR91780404

Date of Birth: 020916 Date of Exam: 011017

Owner Name: Loetta Olson & David Olson

Co-Owner Name: David Olson Phone: 209-598-0218

Owner Address: 3290 Undine Rd

City: Stockton State: CA Zip/postal code: 95206

E-Mail (use both lines if needed): Olsonbrigade@gmail.com

I hereby certify that the animal examined is the animal described on this application, and understand that the results of this exam will be submitted by the examining ophthalmologist to the database for statistical gathering purposes. I understand that only passing results will be released to the public unless the initials of a registered owner or authorized agent appear in the authorization box below which permits the OFA to release non-passing results to the public.

Loetta Olson

Signature of owner or authorized agent/representative

I hereby authorize the OFA to release the results of the evaluation of the animal described on this application to the public if the results are non-passing (initials) _____

OFA Eye Clearance Database

- Initial submission \$12.00
- Resubmits: \$8.00
- Litter of 3 or more submitted together \$30.00
- Kennel Rate—Minimum of 5 individuals submitted as a group, owned/co-owned by same person. \$7.50 ea.
- Submission of non-passing results in the open database: NO CHARGE

Payments can be made by check, money order (U.S. funds drawn on a U.S. bank), cash, Visa, or Mastercard, payable to the Orthopedic Foundation for Animals.

To pay by Credit Card, see the back of the WHITE sheet.

Companion Animal Eye Registry (CAER)

RIGHT EYE GLOBE LEFT EYE

microphthalmos
 keratoconjunctivitis sicca
 glaucoma

EYELIDS
 entropion
 ectropion

CORNEA
 T N
 distichiasis CORNEA
 ectopic cilia N T
 imperforate lacrimal punctum

NICTITANS
 cartilage anomaly/eversion
 gland prolapse
 plasmoma/atypical pannus

CORNEA
 dystrophy — epithelial/stromal
 dystrophy — endothelial
 pannus
 pigmentary keratitis/keratopathy

UVEA
 uveal cyst
 iris coloboma
 iris hypoplasia
 iris sphincter dysplasia
 pigmentary uveitis
 uveal melanoma

UVEA
 uveal cyst
 iris coloboma
 iris hypoplasia
 iris sphincter dysplasia
 pigmentary uveitis
 uveal melanoma

UVEA
 uveal cyst
 iris coloboma
 iris hypoplasia
 iris sphincter dysplasia
 pigmentary uveitis
 uveal melanoma

UVEA
 uveal cyst
 iris coloboma
 iris hypoplasia
 iris sphincter dysplasia
 pigmentary uveitis
 uveal melanoma

LENS
 persistent pupillary membranes

LENS
 anterior cortex
 posterior cortex
 equatorial cortex
 anterior sutures
 posterior sutures

LENS
 nucleus
 capsular
 generalized/complete
 resorbing/hypermature

LENS
 generalized/complete
 resorbing/hypermature

LENS
 suspect not inherited
 subluxation/luxation

VITREOUS
 ant. chamber synchysis PHPV/PHTVL
 persistent hyaloid artery
 degeneration ant. chamber synchysis

Ophthalmologist Name: _____
 Ophthalmologist Address: Dr. Dennis Dwight Olin, DACVO
EC 61
Companion Animal Eye Care
209-951-5180
 City: _____ State: _____ Zip/postal code: _____
 Phone: _____
 Email: _____

RIGHT EYE FUNDUS LEFT EYE

detached geographic folds retinal detachment
 retinal atrophy—generalized
 retinopathy
 retinal dysplasia

choroidal hypoplasia
 coloboma
 optic nerve coloboma
 optic nerve hypoplasia
 micropapilla

OTHER CONDITIONS
 Unlisted conditions suspected as inherited. Describe in comments
 Unlisted conditions suspected as not inherited

NORMAL

I DID verify microchip/tattoo on this dog
 I DID NOT verify microchip/tattoo on this dog

I certify that I have performed this ophthalmic examination using pharmacological mydriasis, ophthalmoscopy, and biomicroscopy.

Signature: [Signature] ACVO # 061 Date: 1/10/17

Diplomate, American College of Veterinary Ophthalmologists

Comments